



Girl Guide to Going Bronze



Table of Contents

| | |
|---|----|
| 7 Steps to Bronze | 3 |
| Get Ready for a BIG Adventure!..... | 4 |
| About the Bronze Award Project | 5 |
| Here's How to Get Started | 5 |
| Go on a Junior Journey | 6 |
| Step 1: Build Your Team | 9 |
| Step 2: Explore Your Community | 11 |
| Step 3: Choose Your Bronze Award Project..... | 13 |
| Step 4: Make a Plan | 20 |
| Step 5: Put Your Plan in Motion..... | 24 |
| Step 6: Spread the Word..... | 26 |
| Step 7: Celebrate | 27 |
| What Comes Next? | 27 |





7 Steps to Bronze

Step 1



Build your Girl Scout Junior team

Your team is you and other Girl Scout Juniors who are on this adventure together, plus your troop/group volunteers.

Step 2



Explore your community

Take a close look at what's going on right around you. Start by exploring your community: your block, your neighborhood, or your school. Keep your eyes open for ways you can make a positive change.

Step 3



Choose your Bronze Award project

Research your team's top community issues, discover root causes, and decide which issue interests you the most.

Step 4



Make a plan

Now that you've chosen an idea, it's time to make a plan. Work out your budget, goals, and who else you might need to help with your project.

Step 5



Put your plan in motion

Now that you have an overall plan, it's time to make a list of tasks and figure out who will be doing what. Remember, you're a team, so one or more girls can volunteer for each task.

Step 6



Spread the word

Think about what you did, why it mattered, and what you learned. Put your story together with pictures, so that you can share it with others!

Step 7




Celebrate

Be sure to celebrate what you've done. Not only have you had a great adventure, but you've helped create a better world!

Girl Scouts of Orange County

For more information about the Bronze Award:
www.girlscoutsoc.org/bronzeaward





Get Ready for a Big Adventure!

The Bronze Award is the highest honor a Girl Scout Junior can achieve. When you work on the award, you'll get a chance to use your unique skills and explore your interests. And you'll have a chance to make a real difference in your community.



Troop 1780 created a Ukulele Library. The girls, who all go to different elementary schools, discovered that one of them learned how to play the Ukulele at her school and they collectively decided that all kids should have the opportunity to learn to play this unique instrument. So, the girls partnered with the Patten Free Library which provided them space to create a ukulele library. The girls voted to spend some of the money they earned from cookie sales to purchase ukuleles and instructional books. Their Ukulele Library allows anyone that uses the Patten Free Library to borrow a ukulele and learn how to play, even if an instructor is not available.

Troop 1810 discovered that the teachers at their local elementary school had raised awareness about the issue of kids at the school not having warm or appropriate clothing to wear in the winter months. The girls partnered with the Parent Teacher Organization and the school to create a clothing pantry, The Tiger Clothing Boutique, for the students. The girls' pantry allows students to select clothing as needed to wear at home and at school.





About the Bronze Award Project



The Bronze Award project is special. It will be different than other projects you've done as a Girl Scout, like collecting coats for the homeless or pet food for an animal shelter.

These projects are great, but with the Bronze Award project, you'll take a deeper look at a community issue. You and your team will research to understand what causes the issue. You'll think of solutions. And, you'll work with the community to complete your project. That's what makes the Bronze Award project a Take Action project!



Here's how to get started

Let's get going! You'll need to check these three items off your to-do list before you begin working on the Bronze Award:

You're Ready When...



- ✓ You are in fourth or fifth grade
- ✓ You are registered as a Girl Scout Junior
- ✓ You've earned a Leadership Award



Earn a Leadership Award

Going for your Bronze Award means taking the lead to make the world a better place—starting right in your community. Whether you're working with a team or leading one, you'll build confidence and real world skills like teamwork, problem-solving, and planning.

What Leadership Award sparks your interest?

Choose from these Leadership Awards:

Junior Journey

Choose from Agent of Change, Get Moving, Amuse, Think Like a Citizen Scientist, Think Like an Engineer, Think Like a Programmer, or the Outdoor Journey.

Personal Leadership - True North Award



















Is there something you've been wanting to do that takes courage? Maybe you're ready to try something new, have a hard conversation, or show support for what you believe in (even if others disagree). This award is your chance to make it happen—and grow as a leader!

Teaching Leadership - Junior Aide

Do you want to take the lead with younger kids? Here's your chance to share your skills, plan fun activities, and find your unique way of being a leader. You have so much to offer!

Community Advocacy - Take Action & Global Action Award

With friends or fellow Girl Scouts, create a project that addresses a community issue. Take Action projects address local challenges, while Global Action projects explore how communities worldwide have approached similar issues.

| | Highest Awards | Personal Leadership | Peer Leadership | Teaching Leadership | Community Advocacy | Journeys |
|--------------|--|---|---|---|---|----------------------------------|
| Bronze Award | | True North  | | Junior Aide  | Take Action  Global Action  | One Junior Journey |
| Silver Award | Earn the Bronze Award  | True North  | Silver Torch  | Program Aide  | Take Action  Global Action  | One Cadette Journey |
| Gold Award | Earn the Silver Award  | True North  | Gold Torch  | Volunteer in Training  Counselor in Training I and II   | Take Action  Global Action  | One Senior or Ambassador Journey |

Use the Award and Badge Explorer to learn more about each of these awards:



What Types of Leadership Can You Explore?

Earn one or many—each helps you lead with purpose.



Personal Leadership:
Build courage and confidence.



Peer Leadership:
Learn to lead and support a team.



Teaching Leadership:
Inspire younger kids.



Community Advocacy:
Make change on issues you care about.

@girlscouts

Reflect!

Once you've completed a Leadership Award, reflect! Your answers may help you tackle your Girl Scout Bronze Award.

**What did you discover
about yourself?**

Who did you connect with?

**How did you use the Girl
Scout Law during your award?**

How did you Take Action?

What did you learn by earning a Leadership Award?



Step 1: Build Your Team

Earning a Bronze Award is a team project. You and other Girl Scout Juniors will go on this adventure together. Your whole troop or a group of girls from your troop can be a team. Don't know any other Girl Scout Juniors? Friends can be on your team—as long as they are in fourth or fifth grade.

After you've built your team, hold a meeting to get to know each other. Even if you've been in a troop together or friends for years, see if you can discover something you didn't know! Play a game or two to get the ball rolling. Try "ROLL WITH IT".



Roll With It

What you'll need:

- Dice

What to do:

- Sit in a circle
- Each person has a chance to roll the dice and answer a question based on the number rolled



What is your favorite Girl Scout experience and why?



What is one thing you would change in the world and why?



Where is your favorite place to be and why?



What is one of your strengths? When did you use it?



Who do you most admire and why?



WILD CARD
You can answer any question you like!



Then, think about the things you love to do.

Do you love spending time with friends? Whipping up a treat or two in the kitchen? Being outdoors? Building a robot in your room? Does a good book or a zipline make you happy? List it all. Then share your list with your team. You'll learn about the interests and talents of your teammates. Some of these may be useful to know for your Bronze Award project. And some will just be fun!

In my free time, I like to:

These make me happy:

My best memory is:

I'm interested in:

These are my talents:

I've always wanted to learn:

Before you end your first team meeting, decide on team rules.
HINT: Use the Girl Scout Law as your guide.



Step 2: Explore Your Community

Earning the Bronze Award is an adventure. Start by exploring. Take a look at what's going on around you. That's the best way to come up with project ideas that will make a difference.

Take a fresh look at your community: your block, your neighborhood, your school. As you walk, bike, or ride, keep your eyes open for ways you and your team can make a positive change. Look for problems that could be fixed or improved.

Use the chart on page 12 to keep track of your ideas. Follow the example if you need help getting started.



You can use these ideas to help you observe:

Keep an open mind. Ideas can come from anywhere. Are students wasting paper in school? Would your neighborhood be improved with a wall mural? Is there a missing sidewalk that makes walking difficult? Observations like these may be a Bronze Award project.

Make it a team activity. Get together as a group to walk your school or block. Discuss what you see.

If You're Stuck:

Think about something that would make your own life better. Chances are good that others have the same need.

Here's an example: Maybe you feel like you should get more exercise so that you'd be healthier. But you don't know how to get started. Other people probably feel the same way. You could create a "Let's Move It" club that meets a few days a week after school. You could learn jump rope techniques, run races, organize games—anything that keeps you and others active.

My Observation Chart

What I See (list your observations)

Example:

I see many cars screeching in front of school.
Drivers go too fast. Drivers on phones.
Crosswalk not visible, paint is faded.

Maybe our Team Could... (list your ideas for making a difference)

Example:

We could talk to the city about painting the crosswalk. We could learn about crosswalk safety and start a program at school to teach students. We could hang flyers to remind parents to practice safe driving.



Step 3: Choose Your Bronze Award Project

1

Meet with your team. Share your observations. Choose the ones you're most excited about!

2

Make a list of the teams top observations.'

3

Brainstorm how your team might make a difference.

Observations

| |
|--|
| |
| |
| |
| |

Brainstorm Ideas

| |
|--|
| |
| |
| |
| |

Use a separate piece of paper if you need more room!

4

Work Together to choose the top three topics/issues that interest the team.

| | |
|---------|--|
| Topic 1 | |
| Topic 2 | |
| Topic 3 | |

5

Get Information! Research to understand the root causes of the three topics/issues and to find solutions.



You can research at the library (books, magazines, newspapers) and online. Read the [Internet Safety Pledge](http://www.girlscoutsoc.org) at www.girlscoutsoc.org under forms and documents.

It's also a good idea to talk to experts. You might find it hard to talk to adults about your project, especially if you don't already know them. Start with people you know first, like your teachers and neighbors. Speaking with adults like these first can help boost your confidence. When you do talk with others, go as a team. You'll find it helpful to be in a group.

Here's an example:

Project Idea #1

Observation:

Lots of cars screeching in front of our school.

What I read or who I talked to:

Crossing guard and kids at school.

What I learned:

Drivers drive too fast. Crosswalk isn't very visible. Drivers are on their phones. The paint is faded.

Maybe we could:

Talk to the city about painting the crosswalk. Post signs or hand out flyers reminding parent drivers not to text and drive.

Project Idea #1

Observation:

What I read or who I talked to:

What I learned:

Maybe we could:

Project Idea #2

Observation:

What I read or who I talked to:

What I learned:

Maybe we could:

Project Idea #3

Observation:

What I read or who I talked to:

What I learned:

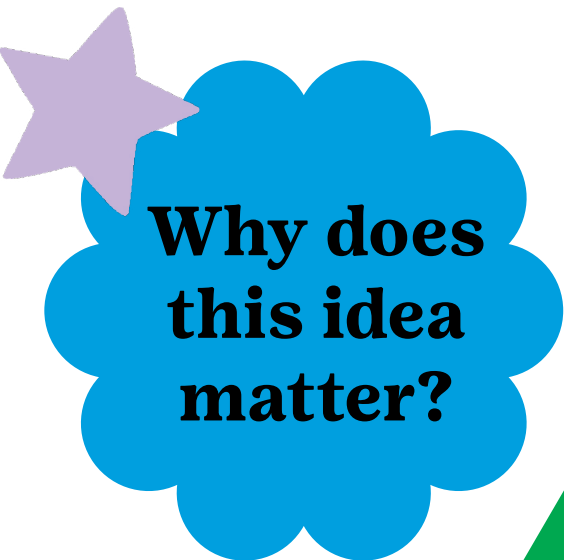
Maybe we could:

7

Share your project idea charts with your team.

8

Together pick one project topic. If you're having trouble deciding, ask the questions below about each topic/issue. Your answers may help you.



**Why does
this idea
matter?**



**Are
our ideas
realistic?**



**Who
will
this
help?**



**What can we do to make
a difference?**

What project topic did you choose?



Step 4: Make a Plan

Great job! By now, you've already learned some things about your community. And you've picked a topic for your Bronze Award project. Give yourself and your team a pat on the back! Ready to move forward? Start by making a plan. It's a surefire way to get off to a good start.

Think your plan through by answering these questions:

WHAT is the goal of
your team project?


WHAT special talents can each girl
use to make the project a success?

How Can You Get Other
People Involved?

What Steps Does Your Team Need
To Take to Reach the Project Goal?

| What supplies will you need? | What will it cost? |
|------------------------------|--------------------|
| | |
| | |
| | |
| | |
| | |
| | |
| | |
| | |
| | |
| | |

Can you change the project so that it doesn't cost anything?



If not, how will your team earn the money it needs?

Girl Scout Product Program funds

Money-earning project(s)

Can you make your project last?

Making your project last—even after you're done is called sustainability. Girl Scout Silver and Gold Awards are sustainable. So thinking about sustainability can help you prepare for these Highest Awards. Read below to see how one team made their Bronze Award project sustainable.

Sustainability: Here's what one team did...

One Bronze Award Girl Scout wanted to have more dietary options at her school. Having many dietary restrictions herself, she researched and found budget and allergen friendly items that the school cafeterias could adapt district wide. Her design provided appetizing and tasty meals to those with special dietary needs and allowed the schools to serve ALL their students. The new allergen friendly meals for all has been adapted district wide and the food services department continue to evolve their menu.

How could your team make your project sustainable?

Ready to ROCK your plan?

Answer this question
as a team, and you'll be
ready to roll in Step 5.

We will know we have made
a difference when...



Step 5: Put Your Plan in Motion

Use the Take Action Chart on this page to assign tasks and due dates. Use the log on the next page to keep track of the time YOU spend on your Bronze Award project. Make copies of these pages if you need more space.

| Action to Take | How We'll Do It | Due Date | Who Will Do It? |
|----------------|-----------------|----------|-----------------|
| | | | |
| | | | |
| | | | |
| | | | |
| | | | |
| | | | |
| | | | |
| | | | |



DON'T FORGET! Take photos and videos to document your Bronze Award project as you work on it. Use these items to tell your Bronze Award story in **Step 6: Spread the Word.**

My Time Log

You can use this log to track the time you spend on your Girl Scout Bronze Award project.

| Date | What We Did | Time Spent |
|------|-------------|------------|
| | | |
| | | |
| | | |
| | | |
| | | |
| | | |
| | | |
| | | |
| | | |

Total:



Step 6: Spread the Word

Each Bronze Award project tells a story of inspiration and teamwork. It's also a story of change for the better. Before you submit your final report, tell your story! When you tell your story, be creative and have fun. After all, your story celebrates all you have accomplished.

How will your team tell their Bronze Award story?

It's up to you, of course! You can:

- Create a presentation
- Make a photo collage
- Put together a scrap book
- Create a short video



Don't forget to share your photos and videos when submitting your final report so we can help share your story too!

Think about these questions as a team.

Your answers can help you put your Bronze Award story together.

How did you decide what was needed in your community?

How did you live out the Girl Scout Promise and Law?

How did you solve problems that came up?

How has your team made the world a better place?

How did your team work together?

What did you discover about yourself?

Once you've put your story together, find ways to share it so that you can inspire others.

Share your story with another Girl Scout troop, your service unit, or students at your school. You can post your story online with the help of your troop leader or another troop volunteer. Present your project at a community meeting. Or, display your project at a local library for others to see.



Did you know?

As a Girl Scout, you're a member of a worldwide community.

There are Girl Scouts and Girl Guides in 150 countries! Take time to think about how people in other parts of the world might address the issue that you've chosen to work on. Are there ways to tell your story to people in other places so that they can learn about what you did?



Step 7: Celebrate

You've made it to the last step! Girl Scouts of Orange County is excited to learn about all you've accomplished, and we hope you're able to plan a celebration or attend a Service Unit celebration!

Ways to Celebrate

Troops or Service Units may hold local pinning ceremonies. Girls and their families are encouraged to invite mentors, volunteers, community partners, local dignitaries, and many others to celebrate in the successful completion of your project and the ways in which it helped the community.

Optional

Submit a final report about your Bronze Award project. You can submit your report online via the PDF fillable report found on the Bronze Award section of www.girlscoutsoc.org on the Program page under Highest Awards. Typed reports are preferred.

Girl Scouts that submit a final report will be acknowledged at the statewide Annual Celebration in May.



What Comes Next?

Set your sights on Silver and Gold Awards. Imagine all you can do!

The Girl Scout Silver Award

- Earn the Girl Scout Silver Award when you're in grades 6-8.
- Be registered as a Girl Scout Cadette.
- Get started on your Silver Award with this [activity](#).

The Girl Scout Gold Award

- Earn the Girl Scout Gold award when you're in grades 9-12.
- Be registered as a Girl Scout Senior or Ambassador.



Did you know?

The Gold Award is the highest achievement in Girl Scouts. Earning the Girl Scout Gold Award can help you stand out when you apply to college. And, some scholarships are just for Gold Award Girl Scouts. Gold Award Girl Scouts are recognized as leaders who make the world a better place!